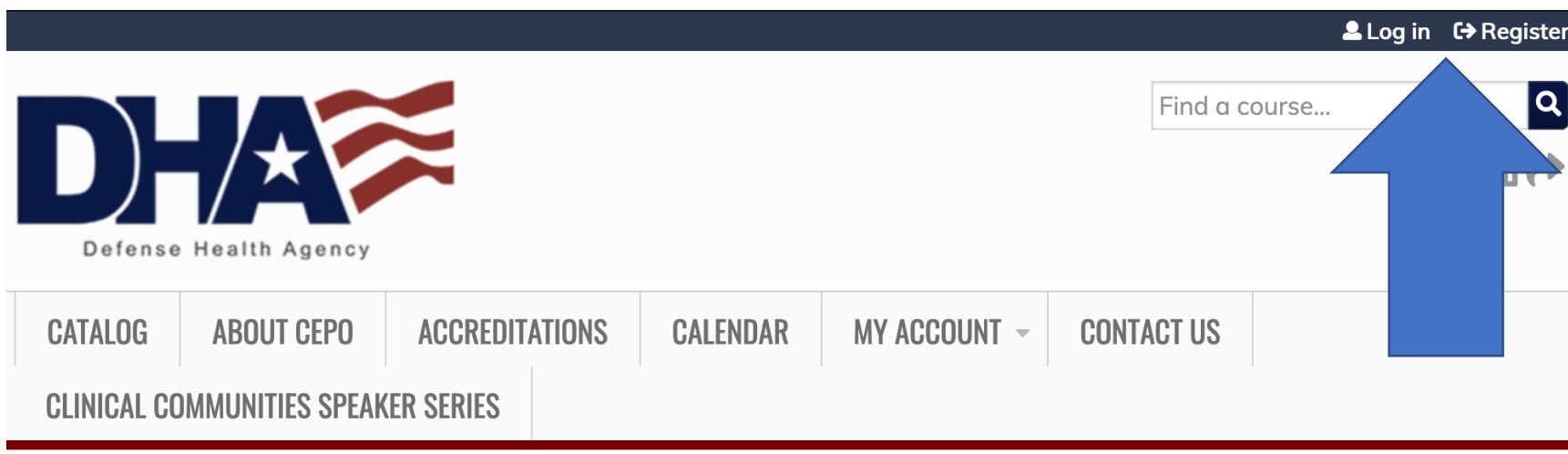


Welcome to DHA J-7 Continuing Education Program Office’s NEW Continuing Education Management System (CMS). Go to www.dhaj7-cepo.com to visit the CMS.

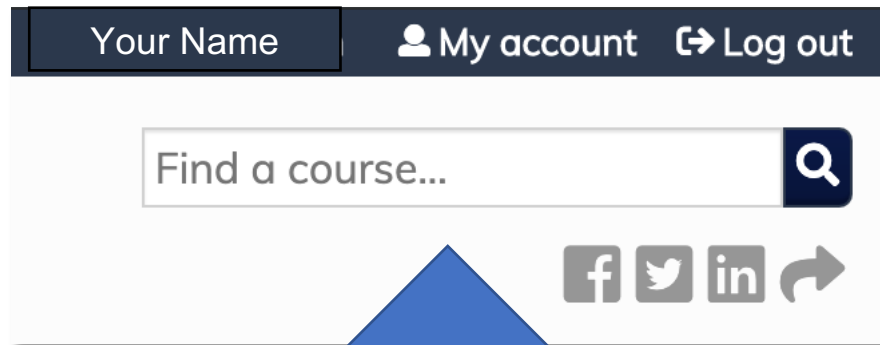
If this is your first time at the site, please register to create an account.

Both the Log in and Register buttons are in the top right corner of the CMS. (image 1)




(image 1)

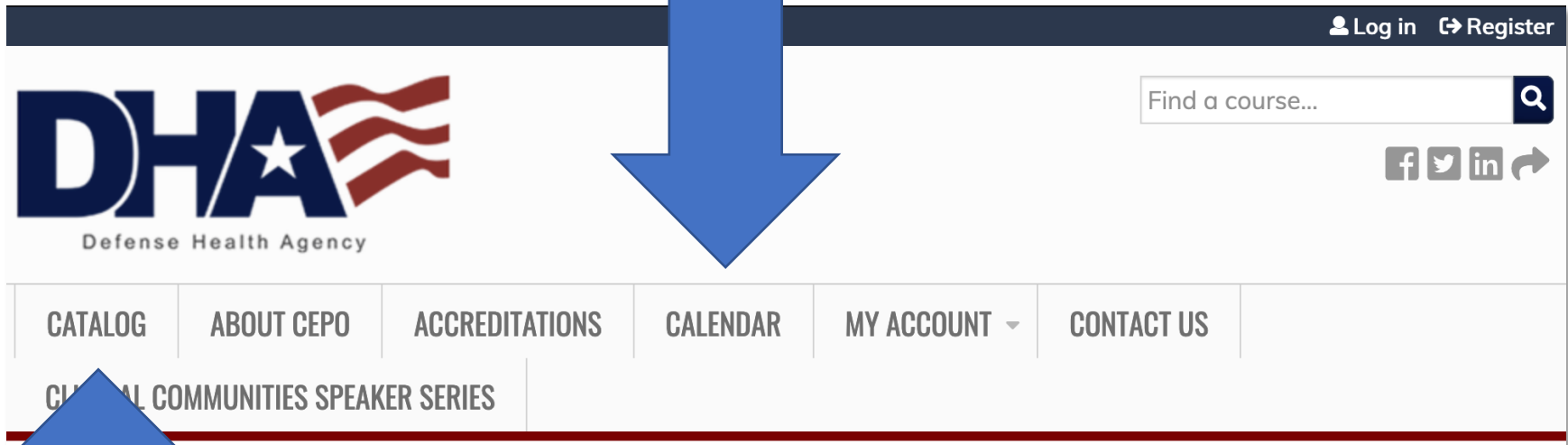
After you have created an account, you can begin to obtain continuing education (CE) credits. You will know that you are logged into the CMS when you see “Your Name,” My account and Log out in the top right-hand corner where the Log in and Register buttons were. To find a course that you know the name of, you can use the Find a course... search bar located directly underneath your name. (image 2)




(image 2)



If you do not know the name of the course you are looking for, you can also click on the CATALOG tab or the CALENDAR tab to view courses which are being offered. (image 3)



(image 3)



When you have found a course you are interested in, click on the link to go to the course's page. On the course's page, you will see tabs that provide information about the course. Depending on the design of the course, you will see a TAKE COURSE button on the Course Overview page. If this button is not available on the Course Overview page, then click on the Register tab. In the REGISTER page, you will see the TAKE COURSE button. (image 4)

Management of Opioid Use Disorder

[OVERVIEW](#) [FACULTY](#) [ACCREDITATION](#) [REGISTER](#)

EthosCE health care is providing this information to update professionals on mental health issues to support continuing education of medical and mental health professionals. A formal needs assessment of the mental health community, current issues in mental health, and a hospital staff needs assessment are the indicators for the content of the Wednesday Lecture Series programs.

Participants should be able to describe current psychiatric diagnoses, analyze various treatments presented, and apply this knowledge in developing their own strategies for more effective management of patients. No special background is required for physicians attending these lectures.

Target Audience

- Physicians

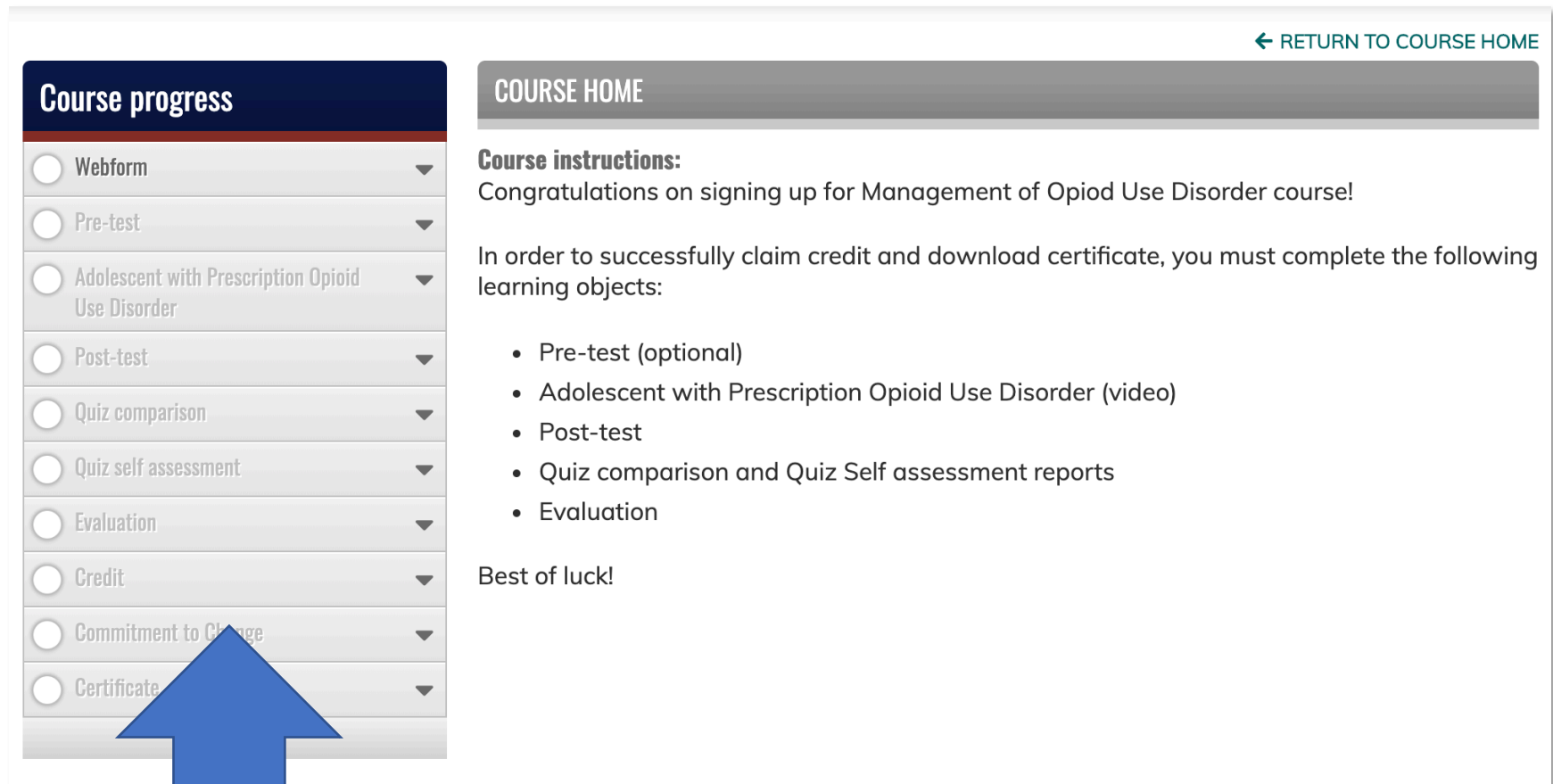
Course summary

Available credit:	1.00 Attendance
Course opens:	07/01/2018
Course expires:	08/31/2040

[TAKE COURSE ▶](#)

(image 4)

The course progress menu will indicate the tasks needed to be completed to be awarded CE credits. All tasks must be completed. Your progress will be automatically saved. (image 5)



The screenshot shows a user interface for a course. On the left is a 'Course progress' menu with a dark blue header and a list of items, each with a radio button and a dropdown arrow. A large blue arrow points to the 'Certificate' item at the bottom of the list. On the right is the 'COURSE HOME' section, which includes a 'RETURN TO COURSE HOME' link at the top right, 'Course instructions' text, a list of learning objects, and a 'Best of luck!' message.

[← RETURN TO COURSE HOME](#)

Course progress

- Webform
- Pre-test
- Adolescent with Prescription Opioid Use Disorder
- Post-test
- Quiz comparison
- Quiz self assessment
- Evaluation
- Credit
- Commitment to Change
- Certificate

COURSE HOME

Course instructions:
Congratulations on signing up for Management of Opioid Use Disorder course!

In order to successfully claim credit and download certificate, you must complete the following learning objects:

- Pre-test (optional)
- Adolescent with Prescription Opioid Use Disorder (video)
- Post-test
- Quiz comparison and Quiz Self assessment reports
- Evaluation

Best of luck!

(image 5)

If you have any questions, please do not hesitate to use the CONTACT US tab located on the main menu.